



Access Ladders

Galvanised, Stainless Steel & Aluminium Alloy

Warranted & Certified:

To BS 4211:2005+A1:2008

Galvanised to BS EN 1461:2009

Stainless Steel Grade 316

Aluminium Alloy

Lockinex
great service, great quality

INTRODUCTION

Lockinex Access Ladders are manufactured and distributed in "Kit" form. Comprising of all the necessary components to construct an access ladder, safely, quickly and economically.

Individual components are available in Mild Steel Galvanised.

Application

Where an access route is required between different levels, such as, Roofs, Mezzanine Floors. Accessing plant and equipment, Storage Tanks & Silos.



Design

Warranted & Certified

Complies to BS 4211:2005+A1:2008.

Galvanised to BS EN 1461:2009

Stainless Steel Grade 316 Mill Finish

Aluminium Alloy Mill Finish

Connection bolts should be tightened to 122 N/m



System Components Overview and Kits

ITEM AX3 Ladder Extension (Sold in pairs)

ITEM AX4 Extension to Floor

ITEM AX6

ITEM AX5 Top Step

ITEM AX1 Long Ladder Section 2500mm

ITEM AX7 Ladder Stay (Sold in pairs)

ITEM AX10 Splice Plates (Sold in pairs)

ITEM AX6 Ladder Foot (Sold in pairs)

ITEM AX2 Short Ladder Section 1250mm

ITEM AX8 Top Hoop

ITEM AX9 Lower Hoop

ITEM AX13 & 14 Cage Splice/Spacer (Included with AX12 set)

ITEM AX11 Top Cage Strap (Sets of 5)

ITEM AX12 Lower Cage Strap (Sets of 5)

Stringers 65 x 10 mm Flat 400mm inside stringers

Cage 50 x 8 mm Flat Rungs 20mm Dia solid bar

Self Closing Gate if Required

Product code	Climb height range (mm)
GLS-9.5	9385 to 10135
GLS-9.0	8885 to 9385
GLS-8.5	8135 to 8885
GLS-8.0	7635 to 8135
GLS-7.0	6885 to 7635
GLS-6.5	6385 to 6885
GLS-6.0	5635 to 6385
GLS-5.5	5135 to 5635
GLS-4.5	4385 to 5135
GLS-4.0	3885 to 4385
GLS-3.5	3135 to 3885
GLS-3.0	2635 to 3135
GLS-2.5	1885 to 2635

All kits sold with necessary bolts/nuts and washers (excluding structure/wall fixings). Parts available ex stock.
Finish: Galvanised

Full assembly diagrams and details delivered with each kit.

Please note: Cutting and/or re-holing of some components (such as lower ladder section and/or straps) may be required on site to suit your exact climb height.

Suggested safety extras for kits

Top of ladder Self Closing Safety Gate
Product code: Gate-21

Lockable Climb Restriction Door
Product code: GLS-Climber restriction

Anti-slip GRP ladder rung covers (2.0mtr sections)
Product code: GRIPATEX-RUNGCOVER

Ladder Components-(Available individually)

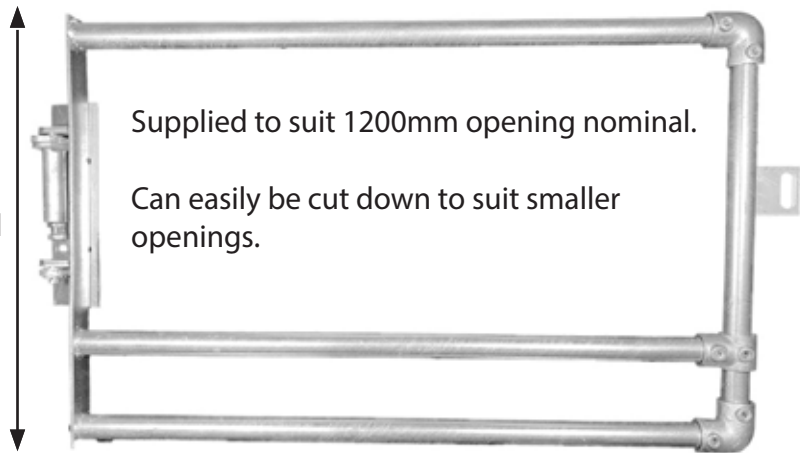
Please note-When ordering individual components, connection Bolts,Nuts & Washers will need to be ordered seperately.

Gate-21

With enclosed safety spring design.

700mm nominal

Compliant to BS EN ISO14122-3:2016
Galvanised to BS EN1461: 2009




Incorporates the Lockinex enclosed safety spring.

This gate can be used with our access ladder system or secured to 42.4/48.3mm tubular key clamp uprights using the U bolts supplied with the kit. It can be utilised as a safety gate for other purposes too. This gate is self-closing. Gate functions through 180 degree. Tensioning spring in either a clockwise or anti-clockwise direction to swing gate either way, it can be hung left or right handed. Gate frame may be easily cut down to suit required opening. Supplied in kit form ready for quick assembly.

Compliant to BS EN ISO14122-3:2016
Galvanised to BS EN1461: 2009

Incorporates the Lockinex enclosed safety spring. This gate can be used with our access ladder system or secured to 42.4/48.3mm tubular key clamp uprights using the U bolts supplied with the kit. It can be utilised as a safety gate for other purposes too. This gate is self-closing. Gate functions through 180 degree. Tensioning spring in either a clockwise or anti-clockwise direction to swing gate either way, it can be hung left or right handed. Gate frame and aluminium toeboard can be easily cut down to suit required opening. Supplied in kit form ready for quick assembly.

1100mm nominal



Anti-slip GRP ladder rung covers

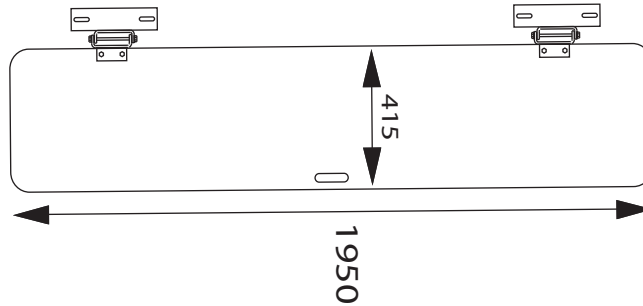


Hi visibility yellow non-slip GRP ladder rung covers suitable for rungs with 20-25mm dia. Fix to ladder rungs using a PU230 adhesive which acts as an adhesive and a packer/filler.

Ladder Components-(Available individually)

Please note-When ordering individual components, connection Bolts,Nuts & Washers will need to be ordered seperately.

GLS-Climber restriction



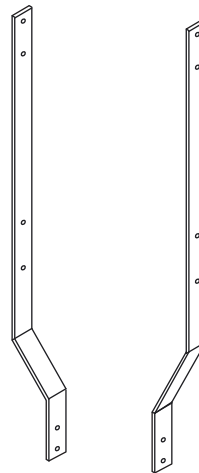

Climb restriction door, fixes to existing holes in the ladder section. Prevents unauthorised access up the ladder. Lockable (padlock not supplied).
Note, the corners are radiused for added safety. (No sharp edges).

GLS-AX1-2500mm ladder section 420mm wide-rungs at 250mm centres.

GLS-AX2-1250mm ladder section 420mm wide-rungs at 250mm centres.



GLS-AX3



Extended stringers (pair) Requires 4 M12 x 35 bolts.

Ladder Components-(Available individually)

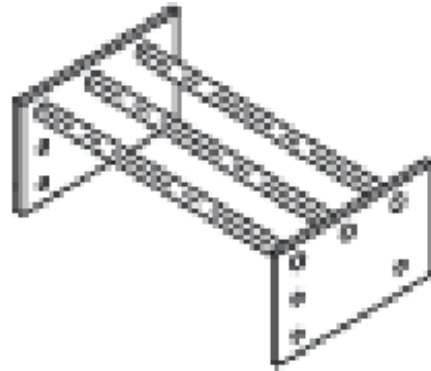

Please note-When ordering individual components, connection Bolts, Nuts & Washers will need to be ordered seperately.

GLS-AX4



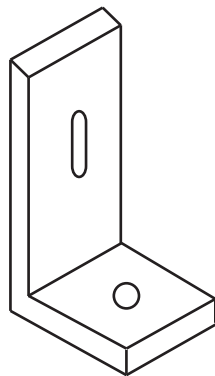
"F" rails-platform (pair) -Order feet (GLS-AX6) Separately.

GLS-AX5



Top step. Requires 2 M12 x 50 bolts.

GLS-AX6

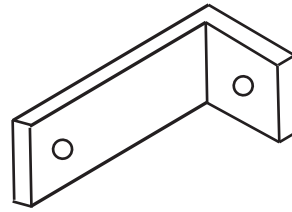


Ladder feet (pair). Require 2 M12 x 35 bolts.

Ladder Components-(Available individually)

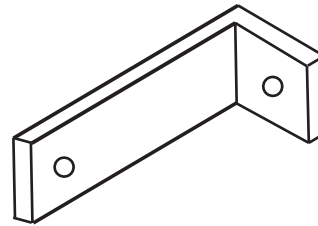
Please note-When ordering individual components, connection Bolts, Nuts & Washers will need to be ordered seperately.

GLS-AX7



Ladder stays-272mm long-(Pair). Require 2 M12 x 35 bolts.

GLS-AX7 Extended



Ladder stays-pair 500mm long. Require 2 x M12 bolts.

GLS-AX8-Galvanised
GLS-AX8-Self colour



Self colour GLS-AX8
does not have pre-punched
holes.



Top hoop-700mm internal diameter.
NOTE-Self colour GLS-AX8 does not have pre-punched holes.

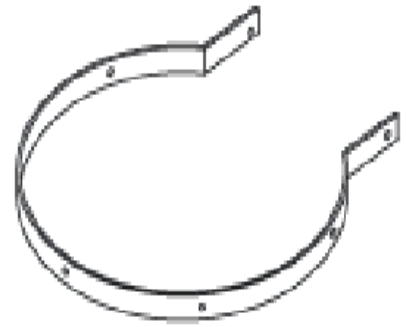
Ladder Components-(Available individually)

Please note-When ordering individual components, connection Bolts, Nuts & Washers will need to be ordered separately.

GLS-AX9-Galvanised
GLS-AX9-Self colour

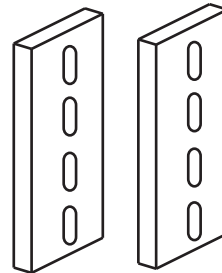


Self colour GLS-AX9
does not have pre-punched
holes.



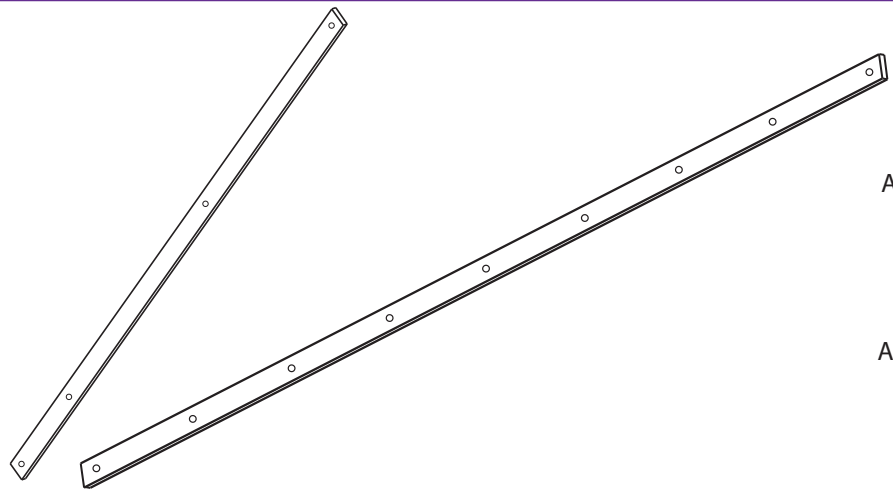
Ladder lower hoop-700mm internal diameter.
NOTE-Self colour GLS-AX9 does not have pre-punched holes.

GLS-AX10



Joint plates (pair). Requires M12 x 35 bolts.

GLS-AX11- 1784mm Long
GLS-AX12- 1998mm long



Upper cage straps - 1748mm in length (set of 5). Requires 35 M12 x 35 bolts, nuts and washers.

Lower cage strap - 1998mm in length (set of 5).
Requires 35 M12 x 35 bolts, nuts and washers and 5 M12 x 50 bolts, nuts and washers.
Includes 5 x AX13 and 5 x AX14 to enable connection to the upper cage straps .

M12 x 35 Button Head Bolt, Nut & Washer

M12 x 50 Button Head Bolt, Nut & Washer (Extra length used with GLS-AX5 Top Step & GLS-AX12 Lower Cage Straps)



Available in BZP & Stainless Steel.

Connection bolts should be tightened to 122 N/m

Maintenance/Design/Manufacture

Maintenance

Manufactured from either mild steel, with a hot dipped galvanised finish to BS EN1461:2009, Stainless Steel Grade 316 (Mill Finish) or Aluminium Alloy (Mill Finish).

Once installed this product requires very little maintenance.

If the optional self closing gate has been specified and installed, it is recommended this is checked and greased on a regular basis to ensure free action on self closing.

Once the Structural fixings have been connected, at initial install, they should not require any further attention. Depending on the local environment it may be prudent to have these checked at an agreed interval to ensure there has been no tampering or removal.

If the anti climb lockable door is specified and installed, the security device used to lock the door, should be inspected at an agreed interval.

Design

When standard kit components are fully assembled, as our product literature, into a complete access ladder, the ladder will conform to BS 4211:2005.

Ladders over 6.0mtr in height may require a rest platform

Should the contractor/third party installer adapt/alter the ladder in any way, consideration should be given to the proposed alterations.

Guidance can be found within BS EN 4211:2005

Manufacture

Warranted & Certified by Lockinex UK Ltd

Certified Galvanised to BS EN1461:2009

Certified Stainless Steel Grade 316

Certified Aluminium Alloy

Certified to comply with BS EN 4211:2005+A1:2008 (As "Design" notes above)

Lockinex UK Ltd reserves the right to alter, re-design, remove options or remove products from sale at any time without notice.